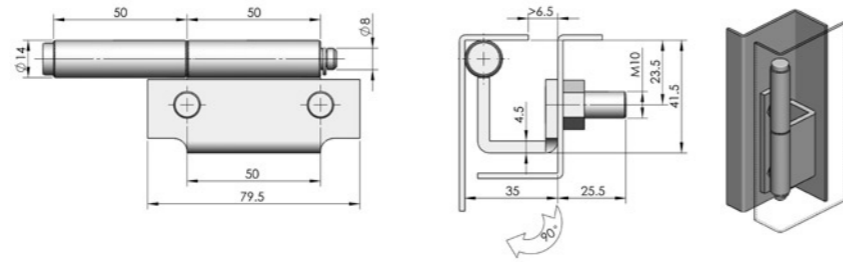


CL218



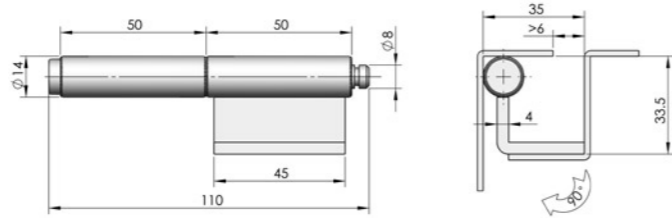
**Main material and finish:** White zinc-plated steel hinge  
**Application:** Opening angle 90°



CL218-1

ERP

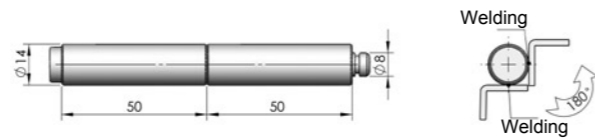
CL218F3D001



CL218-2

ERP

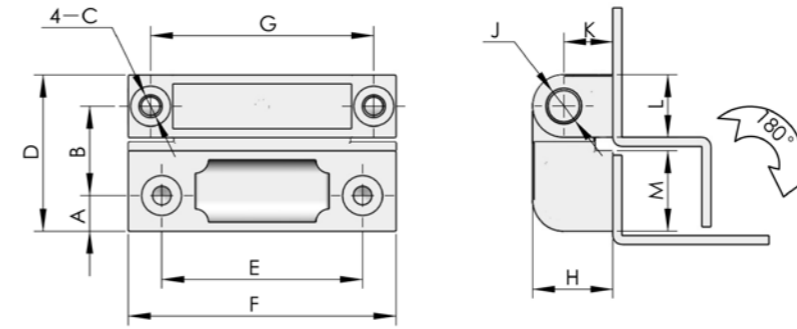
CL218F3D002



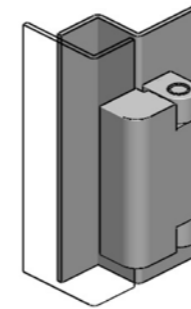
CL218-3

ERP

CL218F3D003



O-ring seals onto the screw holes will be provided if required



O-ring seals onto the screw holes will be provided if required

ERP	Structure	Specification											
		A	B	C	D	E	F	G	H	J	K	L	M
CL219Z1A001	Non-damping	8	20	M5	35	45	60	50	18	Ø8	11	14	18
CL219Z1A005	Non-damping	4	13	M4	22	22	30	22	13	Ø5	8	10	9
CL219Z1A007	Non-damping	4	18.5	M4	27.5	22	30	22	13	Ø5	8	10	14.5

CL219



**Main material and finish:** Black powder coated ZDC hinge, nickel-plated steel pin  
**Application:** Opening angle 180°